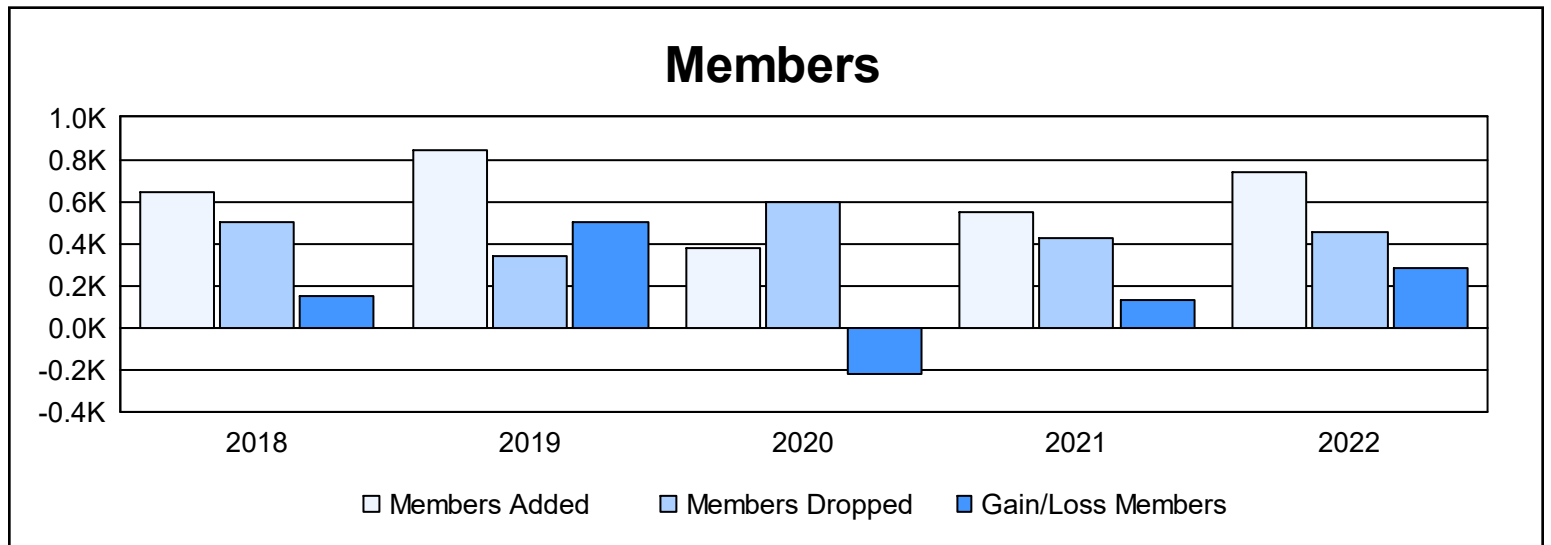
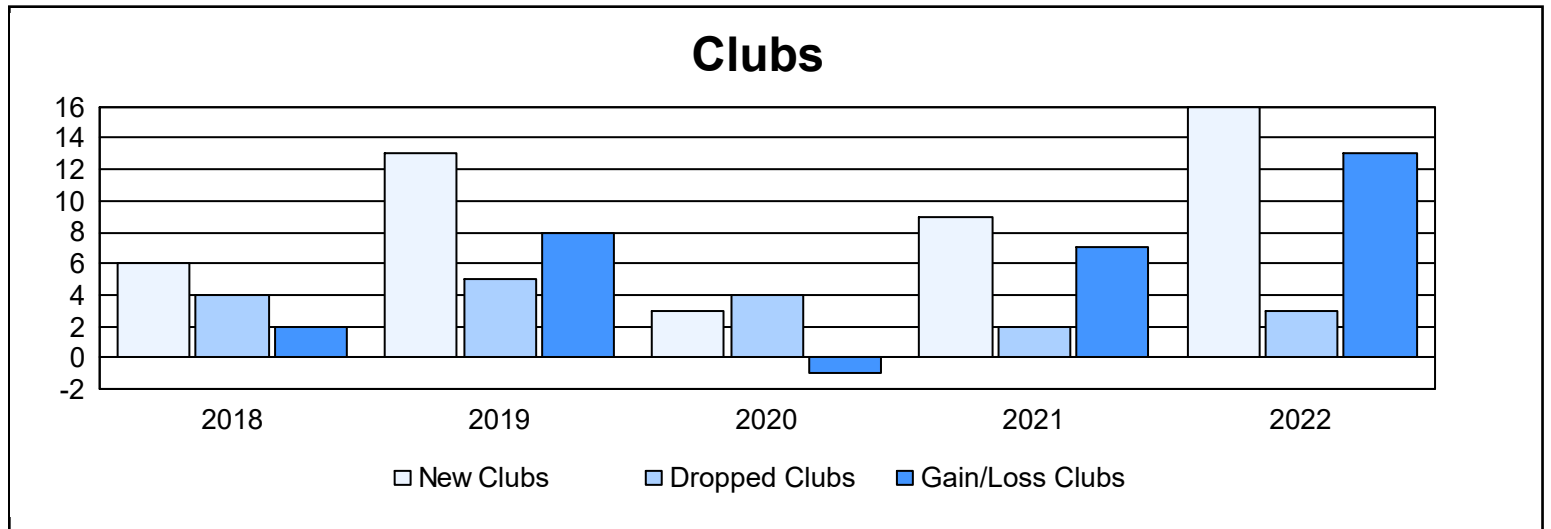
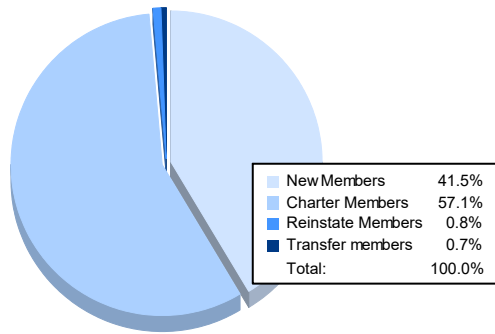


Year	New Clubs	Dropped Clubs	Gain/ Loss Clubs	New Members	Charter Members	Reinstate Members	Transfer Members	Total Member Added	Total Members Dropped	Gain/ Loss Members
2017-2018	6	4	2	428	184	30	6	648	498	150
2018-2019	13	5	8	456	346	36	1	839	341	498
2019-2020	3	4	-1	233	116	28	1	378	595	-217
2020-2021	9	2	7	250	264	34	3	551	425	126
2021-2022	16	3	13	308	424	6	5	743	456	287
<b>Average</b>	<b>9</b>	<b>4</b>	<b>6</b>	<b>335</b>	<b>267</b>	<b>27</b>	<b>3</b>	<b>632</b>	<b>463</b>	<b>169</b>



### Membership Composition June 2022 Cumulative



### Gender Composition June 2022 Cumulative

